

MULTI HEAD WEIGHER DOUBLE ROW

MHW16



The Multi Head Weigher 16 is a double row weigher specially designed for processing bigger capacities with a high precision rate. Engineered with a double row of 8 buckets on each side controlled by uniquely developed continuous self-learning software, the MHW16 can process a high amount of weight combinations, translating into discharging you desired packaging weights with increased accuracy and faster operation speed.

- ✓ Self-learning and adjusting product flow efficiency
- ✓ Suitable for high precision and high speed operation
- ✓ Adjustable speed/precision ratio for the best efficiency in all situations
- ✓ Gentle product handling
- ✓ Smart, User-friendly and reliable design
- ✓ Customizable for the best efficiency according to your specific situation

Discharge systems

- ✓ Side discharge - Single belt system
- ✓ Side discharge - Double belt system

Weighing range (discharge units):
1 - 50 kg

Power consumption
± 2,87 kW

Air consumption
± 8,7 l/discharge, 6-7 bar

Voltage
3x 400V/230V, -0- + ground, 50 Hz
3x 480/277V, -0- + ground, 60 Hz

Capacity/Discharge system (discharges per hour)

Single bi-directional belt

1 kg	1350 - 1450
2,5 kg	1350 - 1450
5 kg	1350 - 1425
10 kg	1350 - 1400
15 kg	1350 - 1400
25 kg	1250 - 1400
50 kg	900 - 980

Double bi-directional belt

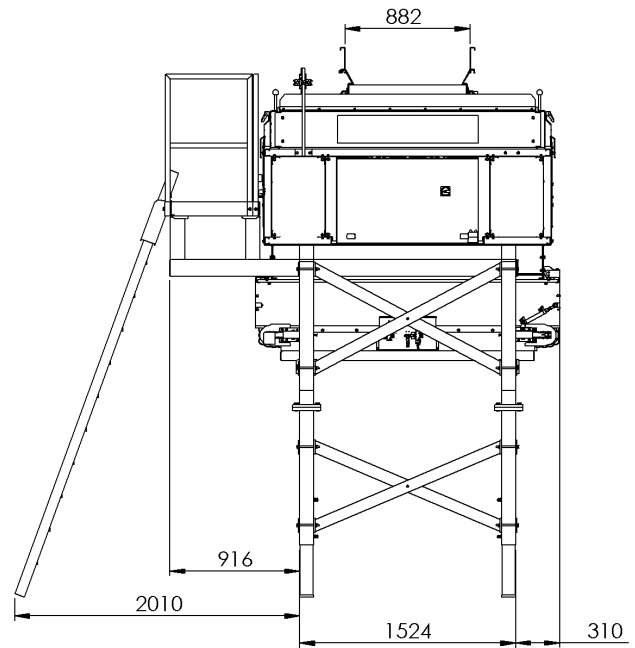
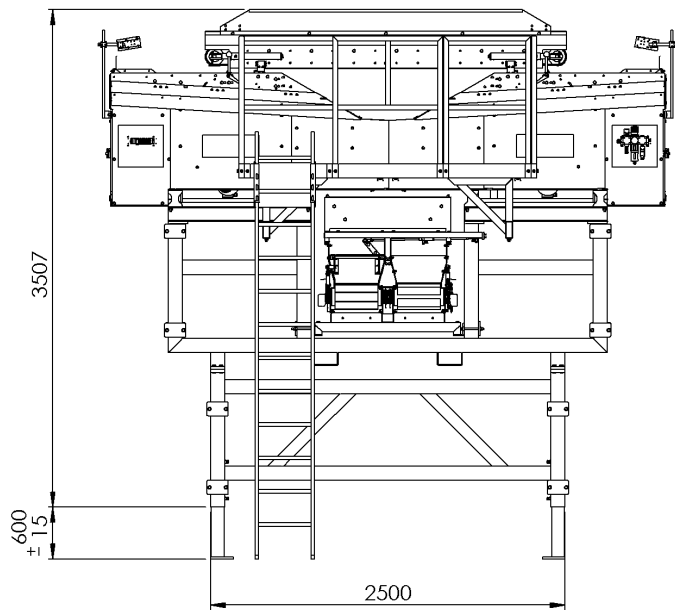
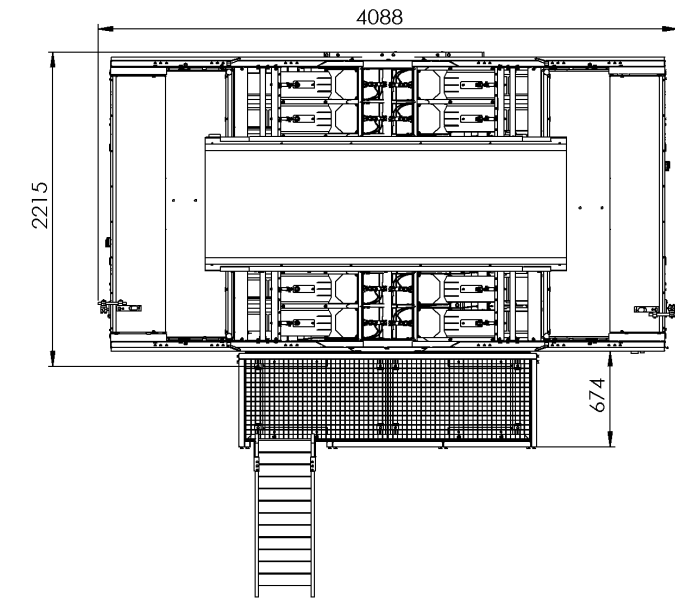
1 kg	2450 - 2650
2,5 kg	2450 - 2650
5 kg	2400 - 2570
10 kg	2030 - 2500
15 kg	1975 - 2400

25 kg	1900 - 2400
50 kg	1200 - 1440

Options/Upgrades

- Configurable discharge systems
- Configurable weighing-buckets
- Configurable product seals & guidance
- Configurable product-detection & sensor systems
- Optional soft-landing
- Optional crate discharge system
- Optional operators platform

MHW16 SCHEMATIC VIEW



Recommended combination
MHW16 + ABP + SAS + HAS + BFL

